

*womanizer*

— THE ORIGINAL —

Premium 



MANUAL

# Hi!

Welcome to a world full of sensual experiences that will enrich your life. PREMIUM eco is a great choice, for several reasons. Find out more in this manual or on [www.womanizer.com](http://www.womanizer.com).

**Being eco-friendly never felt so good.**



## 1. PRODUCT INTRODUCTION

## 2. HOW TO USE

## 3. CLEANING

## 4. CHARGING


## 5. CHANGING THE BATTERY

## 6. FAQs

## 7. GENERAL INFORMATION



**Warning:** As the product is made from natural materials, do not expose it to temperatures higher than 45°C (113°F).





**Pleasure Air Technology**



**Biolene**



**Smart Silence**



**Splash proof**



**Magnetic charging**



**Exchangeable battery**



**Recyclable**



**12 intensity levels**



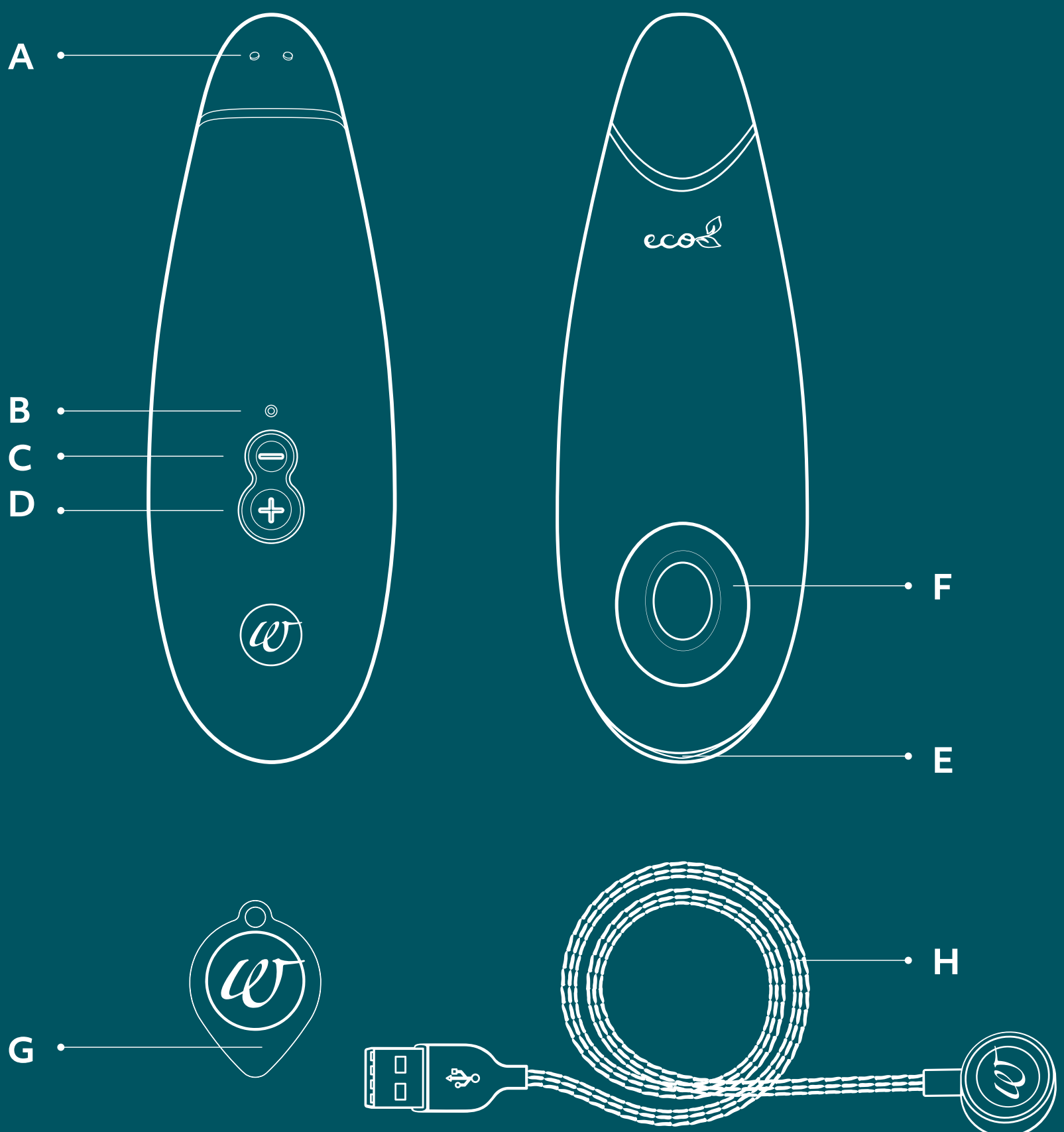
**LED indicator**



**Extra stimulation head**

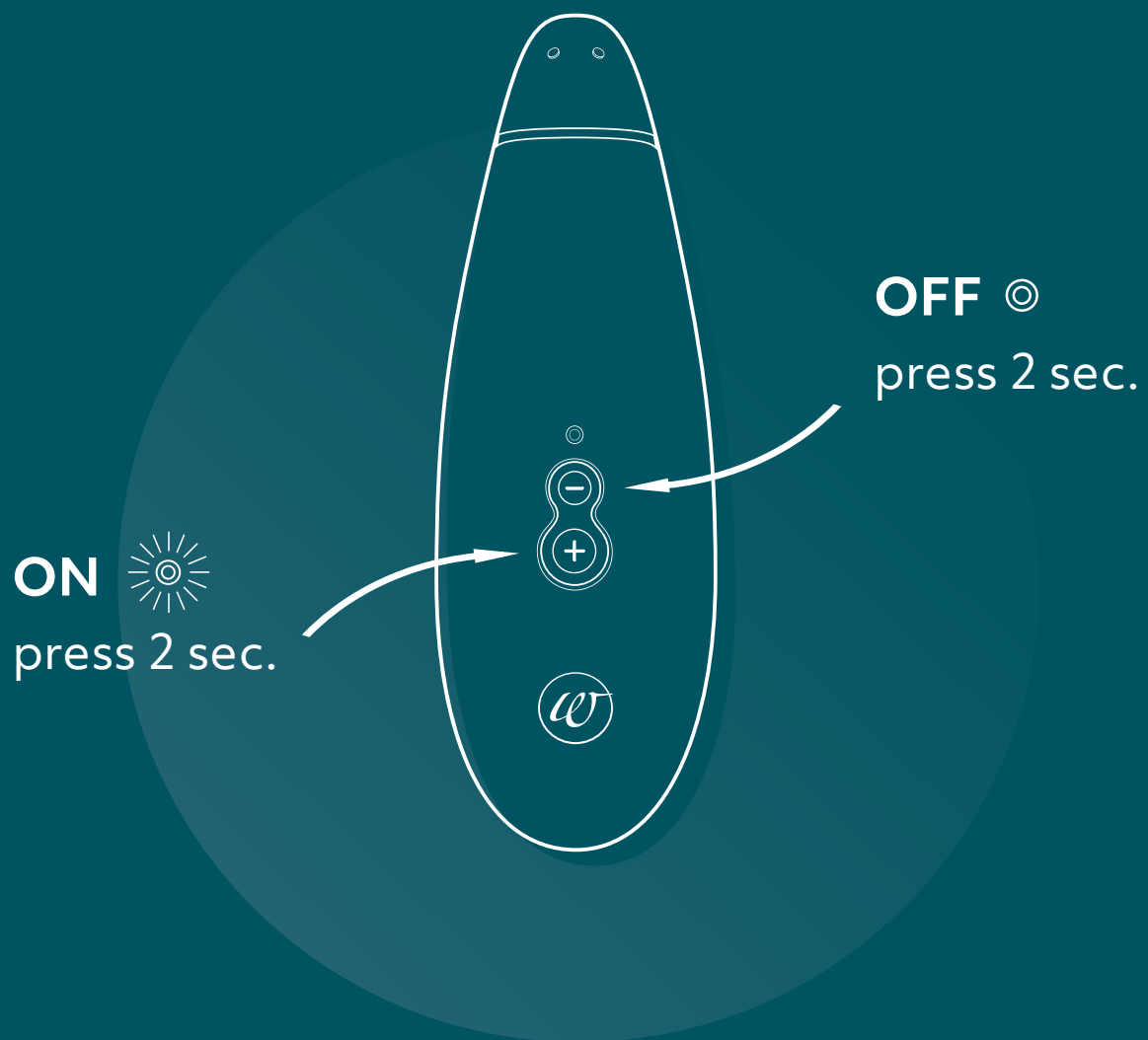
# 1. PRODUCT INTRODUCTION

- A MAGNETIC CHARGING PINS
- B LED INDICATOR
- C OFF BUTTON / DECREASE INTENSITY
- D ON BUTTON / INCREASE INTENSITY
- E CASING ASSEMBLY
- F STIMULATION HEAD
- G OPENING TOOL
- H CHARGING CABLE



## 2. HOW TO USE


### TURN ON/OFF



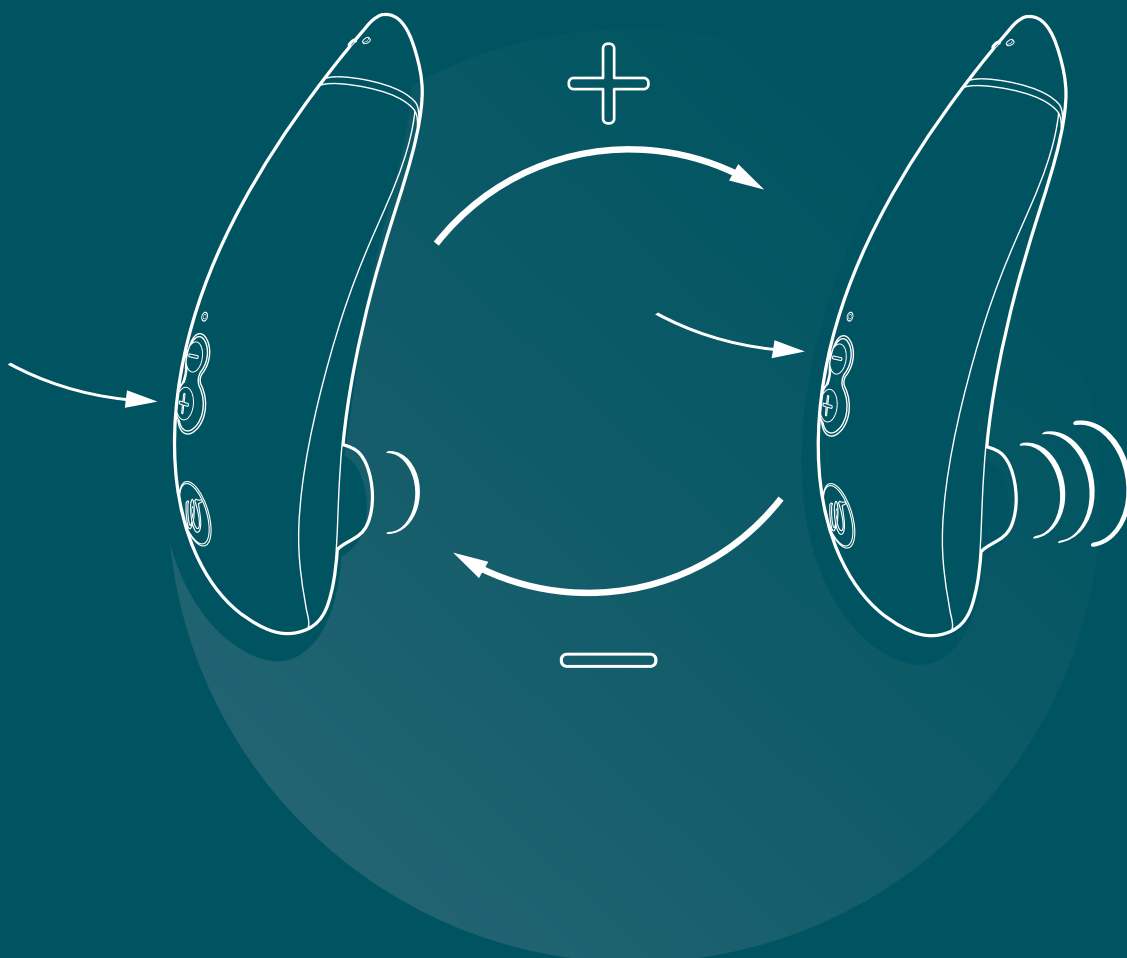
### SMART SILENCE



## USAGE



## CHANGE INTENSITY

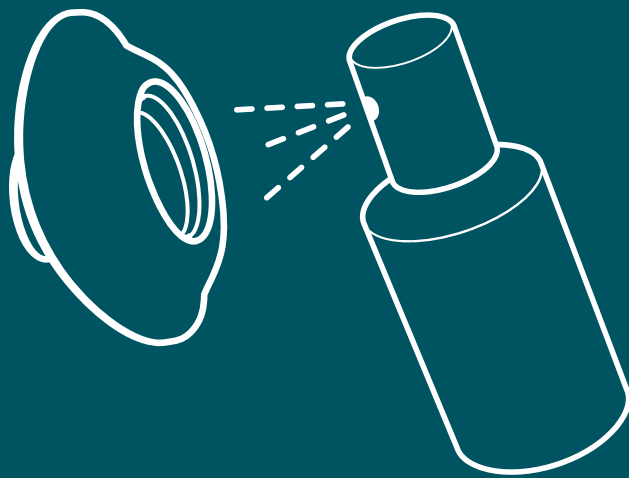




# 3. CLEANING



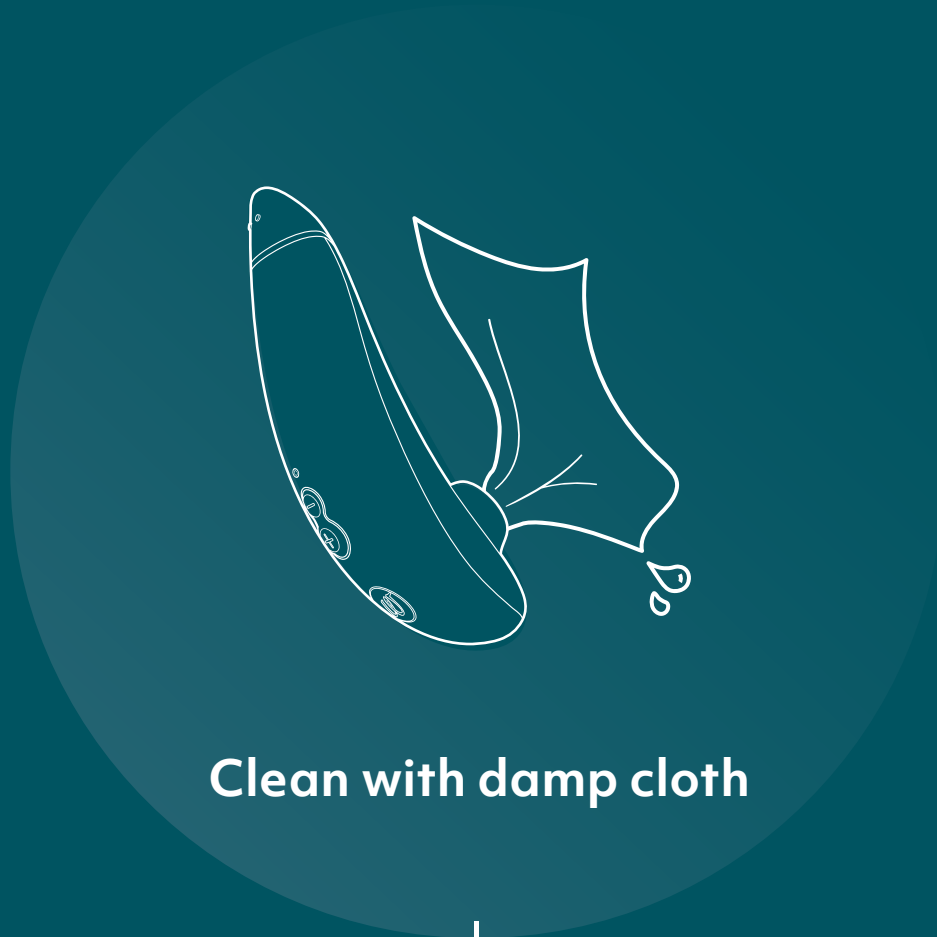

Clean under water



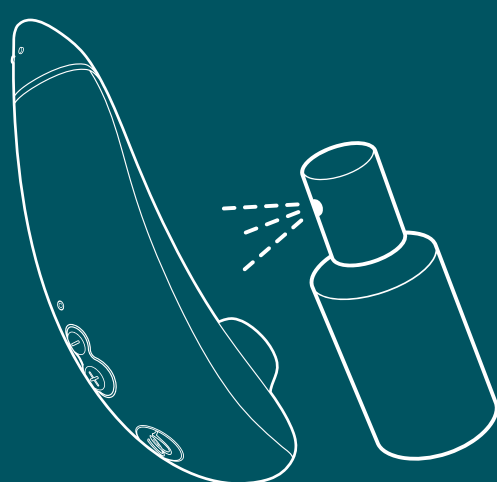
Apply toy cleaner



Dry



**Clean with damp cloth**




**Apply toy cleaner**




**Dry**

## 4. CHARGING



**Battery is low**  
**LED flashes slowly**


**Battery is charging**  
**LED flashes quickly**




**Battery is fully charged**  
**LED is constantly on**

*Use only with a 5 V = 1A – USB power adapter and the original Womanizer magnetic charging cable!*


## 5. CHANGING THE BATTERY




**Insert the opening tool**




**Slide the opening tool on  
both sides**



**The upper shell can then  
be opened easily**



**Use the opening tool to  
release the battery cover**




**Replace,  
Replenish, Recycle**



*Pay attention to the correct battery insertion. Only use a 14500 cylindrical 3.7 V lithium-ion rechargeable battery. **Never use a non-rechargeable AA battery!** This could cause damage to the device!*

## 6. FAQ



### 1. WHY ISN'T MY PREMIUM ECO WORKING?

**First, check if the device is charged.** The LEDs will light up or flash when your device is on. See #7 for LED configurations.

**Fully charging your device before first use is recommended.** The rechargeable battery was pre-charged for a short use period but may have discharged fully due to environmental influences. Use the charging cable provided in the box. Wait and check if it's charging before walking away. Your device may become warm during charging; this is normal.

**Smart Silence** comes activated as a default setting. This technology will only turn the product on when the stimulation head comes into close contact with your skin. See #2 for details.

**Standby mode will turn your device off** after 10 minutes of inactivity to conserve the battery. See #6 for details.

If your Womanizer does not work and you are sure that the battery is charged, please contact our Customer Service.



## 2. HOW DO I TURN OFF SMART SILENCE?

**Press the (+) and (-) buttons together** for approx. 2 seconds to disable Smart Silence. Do the same to enable it. Your device will be permanently active (not only when on your skin) when Smart Silence is off.

**Smart Silence will only turn the device on when the stimulation head comes into close contact with your skin.** It allows you to enjoy the intimate moments after use without distraction and in the most discreet way.

If the device doesn't sense closeness to your skin and remains in standby mode for an extended period, it will shut off automatically.

## 3. WHY ISN'T SMART SILENCE WORKING?

Smart Silence must be recalibrated when you change the head of your device. Turn the device off. Remove the current head and turn it back on. The LED will light up and the device will remain on standby. Place the new head on the device and make sure nothing is covering it. The device will automatically calibrate itself within 10 seconds. Once complete, it will go silent and the LED will be lit. Smart Silence is active and ready to go.





#### 4. THE STIMULATION HEAD DOESN'T FIT AROUND MY CLITORIS.

Every body is unique and the sensations will change depending on the size of the head. PREMIUM eco comes with an M head on the device and an additional S head is included in the package. Both look very similar but on closer inspection, they differ in height and hole shape.

The open area in the head, or empty space between the device and your clitoris, is what changes the sensation. S has a much smaller capacity and sits tighter on your clitoris, making the feeling more intense. M is slightly larger, creating a softer feeling. The L stimulation head can be purchased from our webstore.



#### 5. CAN I SUBMERGE PREMIUM ECO IN WATER?

**No, it is only splash proof.** Do not submerge it in water or put it under running water or use it in the bath or shower.

**To clean the device,** use a soft, damp cloth with warm water and toy cleaner or antibacterial soap. Dry the device afterwards. It is very important to reduce heat and humidity exposure and to not get water in the battery-replacement slot as this may shorten the lifespan of the natural materials.



10 minutes

## 6. MY DEVICE TURNED OFF BY ITSELF

**PREMIUM eco features standby mode** and will shut off after 10 minutes of inactivity or if it has been working at the same intensity level for an extended period to conserve the battery.



## 7. WHY IS THE LED FLASHING?

- If the LED is flashing slowly, it means the device needs to be charged.
- While charging, the LED will flash until the device is fully charged.
- If the LED flashes rapidly five times, it means that the battery is too hot.

If the device becomes hot during charging, please disconnect the device from the charger, leave the device until it reaches ambient temperature and recharge it again.



## 8. WHICH BATTERY DOES MY PREMIUM ECO USE?

PREMIUM eco comes equipped with a lithium-ion battery that is:

- **Rechargeable** – Using the provided magnetic USB charger.
- **Replaceable** – Your device has a special slot that allows you to replace the battery with ease when the battery has reached its lifetime limit.
- Replace the battery instead of the entire device and **recycle** it in an efficient and eco-friendly way.



## 9. HOW DO I REPLACE THE BATTERY?

See #5 for details.

**Replacement batteries can be found in common consumer electronics shops.**

**Tip:** To increase the battery lifespan, avoid long periods of time without recharging the battery.



## 10. HOW DO I DISPOSE OF THE BATTERY?

To properly fulfill your legal duty as the end-user to return the used battery, please use the official collection points such as those of the public recycling facilities. If this is not possible in your country or you are not sure about this option, please contact your local hazardous waste disposal to get further information. We will also accept the return of electronic waste and devices free of charge.

**Warning:** Never dispose of electronic devices or batteries with your household waste, it can be harmful to the environment. For further information regarding returning batteries and electronic devices, see our website.

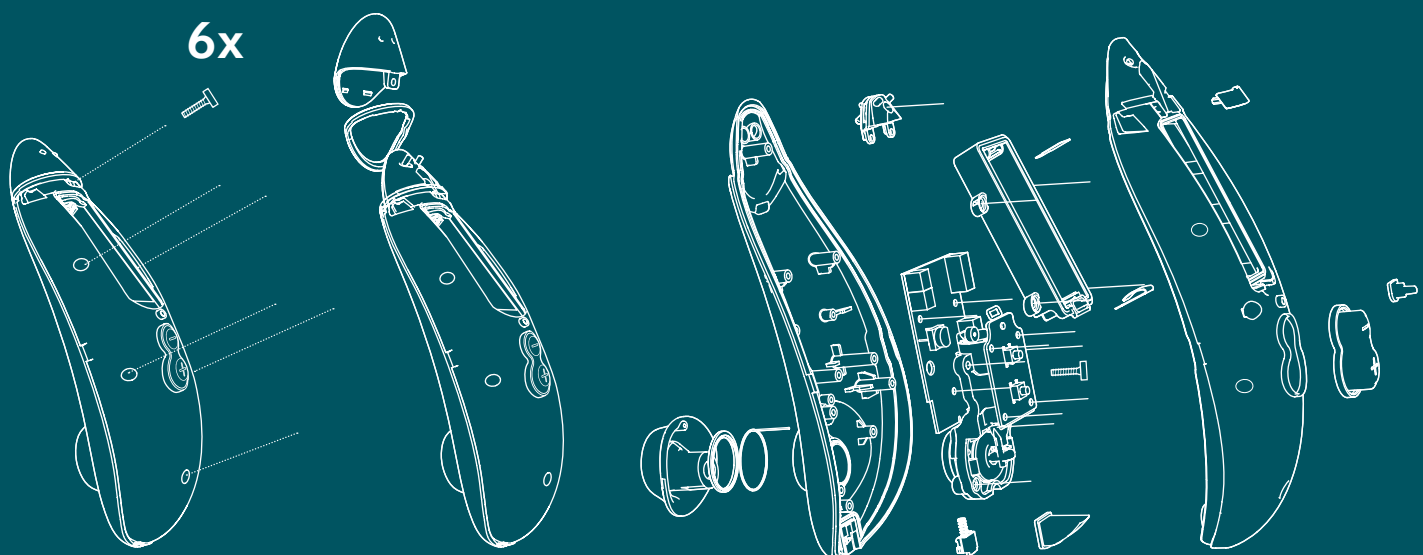


## 11. PREMIUM ECO HAS REACHED THE END OF ITS LIFE. WHAT CAN I DO?

In the unlikely event that you need to part ways with your PREMIUM eco, it can be done sustainably by disassembling the device and recycling the individual parts appropriately.

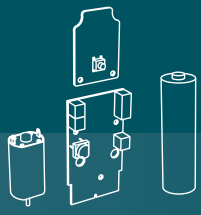
### 11.1 HOW DO I DISASSEMBLE THE DEVICE?

Remove all screws. Remove the cap and the ring on the top of the product. Now you can disassemble the device completely into its individual parts and dispose of them accordingly (see the image on the next page).







## 11.2 HOW DO I DISPOSE OF THE DIFFERENT PARTS?



**Electronic waste**



**Biolene**

**ABS**

**Metal**

**Silicone**

## 11.3 CAN BIOLENE BE RECYCLED?

Bioplastics such as Biolene are **100% recyclable** but they need special recycling facilities that are not yet commonplace.

Disposing of bioplastics through **household waste** is therefore the best and most environmentally friendly solution. Since Biolene is made from **renewable raw materials**, it doesn't harm the environment in the same way that conventional plastic does.



#### **11.4 WHAT IS SPECIAL ABOUT BIOLENE?**

Biolene consists of 70% renewable resources and is additionally 100% biodegradable. It's an excellent eco-friendly alternative to conventional plastics, avoiding environmentally damaging waste.

#### **11.5 CAN I PUT BIOLENE IN THE BIOWASTE BIN OR HOME COMPOST?**

Even though Biolene is 100% biodegradable it is not allowed to be disposed of in the biowaste bin or compost heap. The components made from Biolene can only be disposed of through household waste.



#### **12. WHAT KIND OF LUBRICANT CAN I USE WITH MY WOMANIZER?**

Water-based lubricants are the best option for Womanizer products. The stimulation head is made from skin safe silicone that can deteriorate when silicone lubricants are used.

# 7. GENERAL INFORMATION

## TECHNICAL DATA

Model: PREMIUM ECO (PRC10A)  
Charging device: Input: 100–240 V ~ 50/60 Hz  
Output: 5 V = 1 A  
USB AC/DC adapter not included

## CONTENT OF DELIVERY

Womanizer PREMIUM eco, quick start guide, eco charging cable, additional stimulation head, cotton pouch.

## STORAGE

Place the cleaned device back in the storage box. Store in a secure, dry place without exposure to direct sunlight.

## WARNING

Do not immerse the product in water. Do not use perfumed, alcohol- or silicone-based lube gels or massage oils while using the Womanizer to avoid damage. Thoroughly clean your Womanizer before using it for the first time and after each usage to reduce the risk of infection.



## **CUSTOMER CARE**

For further information please visit our website [www.womanizer.com](http://www.womanizer.com) or contact [care@womanizer.com](mailto:care@womanizer.com).

## **WARRANTY AND VOLUNTARY MANUFACTURER'S WARRANTY**

WOW Tech Europe GmbH offers customers a voluntary manufacturer's warranty for this product in addition to the statutory warranty to which consumers are entitled with respect to sellers. The conditions with respect to the voluntary manufacturer's warranty are on our website, under "Warranty Conditions".

## **FULFILLMENT OF STANDARDS**

This device complies with all standards regarding electromagnetic compatibility (EMC). The device is safe to use as long as it is used correctly and in accordance with the instructions given in this user manual.

## **ENVIRONMENTAL PROTECTION**

Never throw away electronic devices or batteries through household waste. The symbol shown below, which is also attached to our electronic items, is intended to expressly remind you of this.



## DISTRIBUTOR

WOW Tech Europe GmbH  
Friedenstrasse 91 / 91 a, 10249 Berlin, Germany

WOW Tech Europe GmbH reserves the right to make technical changes and changes to the design that serve to improve the device.

WOW Tech Canada Ltd.  
330-1130 Morrison Drive, Ottawa, Ontario, Canada  
K2H 9N6

[www.wowtech.com](http://www.wowtech.com)  
Date of issue: 2021. Version 1.  
Designed in Germany. Made in China.

DE 74619272



**WARNING**

Sold as a novelty product only. Not suitable for medical purposes. If you are under a physician's care and/or have a condition requiring the use of any medical device, please consult your doctor before using this product. Stop using the product immediately if you experience any skin irritations, pain or discomfort and consult your doctor.

This appliance can be used by adults only and persons with reduced physical, sensory or mental capabilities or lack of experience and knowledge if they have been given supervision or instruction concerning use of the appliance in a safe way and understand the hazards involved. Children shall not play with the appliance. Cleaning and user maintenance shall not be made by children. Do not use on swollen or inflamed areas of skin.

- Keep the product away from children.
- Always clean the product before and after use according to the instructions given in the manual.
- Check the charging device and the toy regularly for damage and do not use the device if any components are damaged.
- To avoid damage to the product, the product and its battery must not be exposed to temperatures above 45°C, be dismantled or mechanically or electrically damaged.
- Only use the product for the intended purpose. This product is not designed for anal use. Do not use anally!
- Sharing sex toys may transmit sexual diseases. Do not share your sex toys with other users but your partner. With your partner use protective measures if necessary.
- Do not use the toy if you detect any cracks or degradation signs in the cover material.
- If your toy appears to function abnormally, turn off and consult the support section on our website.
- Do not use the device if one of the components is damaged.

**CHARGING / BATTERY FOR TOY AND REMOTE**

Before first use of the charging device, check the local voltage level, since the local mains voltage may not exceed the maximum mains voltage given on the charging device. The appliance must only be supplied at safety extra low voltage corresponding to the marking on the appliance. Do not disassemble, puncture, modify, drop, throw, or cause other unnecessary shocks to batteries. Do not charge non-rechargeable batteries. Do not put batteries in the mouth. If swallowed, contact your local physician immediately. Never immerse the charging device or charging cable in water or other fluids. Use only 14500 3,7V lithium-ion battery. This product contains a rechargeable Li-ion battery. Do not use batteries, or charge rechargeable batteries, that appear to be leaking, discolored, rusty, deformed, emit an odor or are otherwise abnormal.

**FOR OPTIMAL USE OF THE PRODUCT, PLEASE FOLLOW THE FOLLOWING GUIDELINES:**

- To guarantee long battery life, please charge the device regularly, even if not in use.
- Store in a secure, dry place without exposure to direct sunlight.
- We recommend using a water-based lube with your toy. Do not use perfumed, silicone-based or alcohol-based lube, gels or massage oils to avoid damage.

FCC SDOC PREMIUM ECO, PRC10A:  
RESPONSIBLE PARTY - U.S. CONTACT INFORMATION:  
WOW TECH USA LTD.  
103 FOULK RD, STE. 202  
WILMINGTON, DE, USA  
19803-3742  
  
ATTENTION: PRESIDENT

## FCC COMPLIANCE STATEMENT

This device complies with part 15 of the FCC Rules. Operation is subject to the following two conditions: (1) This device may not cause harmful interference, and (2) this device must accept any interference received, including interference that may cause undesired operation.

This equipment has been tested and found to comply with the limits for a Class B digital device, pursuant to part 15 of the FCC Rules. These limits are designed to provide reasonable protection against harmful interference in a residential installation. This equipment generates, uses and can radiate radio frequency energy and, if not installed and used in accordance with the instructions, may cause harmful interference to radio communications.

However, there is no guarantee that interference will not occur in a particular installation. If this equipment does cause harmful interference to radio or television reception, which can be determined by turning the equipment off and on, the user is encouraged to try to correct the interference by one or more of the following measures:

- Reorient or relocate the receiving antenna.
- Increase the separation between the equipment and receiver.
- Connect the equipment into an outlet on a circuit different from that to which the receiver is connected.
- Consult the dealer or an experienced radio/TV technician for help.

**WARNING:** Changes or modifications to this unit not expressly approved by the party responsible for compliance could void the user's authority to operate the equipment.